

## History of high-energy neutrino astronomy

C. Spiering

*DESY, Platanenallee 6, D-15738 Zeuthen, Germany*



This talk sketches the main milestones of the path towards cubic kilometer neutrino telescopes. It starts with the first conceptual ideas in the late 1950s and describes the emergence of concepts for detectors with a realistic discovery potential in the 1970s and 1980s. After the pioneering project DUMAND close to Hawaii was terminated in 1995, the further development was carried by NT200 in Lake Baikal, AMANDA at the South Pole and ANTARES in the Mediterranean Sea. In 2013, more than half a century after the first concepts, IceCube has discovered extraterrestrial high-energy neutrinos and opened a new observational window to the cosmos – marking a milestone along a journey which is far from being finished.

### 1 From first concepts to the detection of atmospheric neutrinos

The initial idea of neutrino astronomy beyond the solar system rested on two arguments: The first was the expectation that a supernova stellar collapse in our galaxy would be accompanied by an enormous burst of neutrinos in the 5-10 MeV range. The second was the expectation that fast rotating pulsars must accelerate charged particles in their Tera-Gauss magnetic fields. Either in the source or on their way to Earth they must hit matter, generate pions and neutrinos as decay products of the pions.

The first ideas to detect cosmic high energy neutrinos underground or underwater date back to the late fifties (see<sup>1</sup> for a detailed history of cosmic neutrino detectors). In the 1960 Annual Review of Nuclear Science, K. Greisen and F. Reines discuss the motivations and prospects for such detectors. In his paper entitled COSMIC RAY SHOWERS<sup>2</sup>, Greisen writes: “As a detector, we propose a large Cherenkov counter, about 15 m in diameter, located in a mine far underground. The counter should be surrounded with photomultipliers to detect the events, and enclosed in a shell of scintillating material to distinguish neutrino events from those caused by  $\mu$  mesons. Such a detector would be rather expensive, but not as much as modern accelerators and large radio telescopes. The mass of the sensitive detector could be about 3000 tons of inexpensive liquid.” Later he estimates the rate of neutrino events from the Crab Nebula as one count per three years and optimistically concludes: “Fanciful though this proposal seems, we suspect that within the next decade cosmic ray neutrino detection will become one of the tools of both physics and astronomy.”

F. Reines in his article NEUTRINO INTERACTIONS<sup>3</sup> is more conservative with respect to extraterrestrial neutrinos: “At present no acceptable theory of the origin and extraterrestrial diffusion exists so that the cosmic neutrino flux can not be usefully predicted.” At this time, he could not be aware of the physics potential of atmospheric neutrinos and continues: “The situation is somewhat simpler in the case of cosmic-ray neutrinos (”atmospheric neutrinos” in present language. C.S.) – they are both more predictable and of less intrinsic interest.”

In the same year, on the 1960 Rochester Conference, M. Markov published his ground breaking idea<sup>4</sup> “...to install detectors deep in a lake or a sea and to determine the direction of charged particles with the help of Cherenkov radiation. .... We consider  $\mu$  mesons produced in the ground layers under the detector”. This appeared to be the only way to reach detector volumes beyond the scale of  $10^4$  tons.

During the sixties, no predictions or serious estimates for neutrino fluxes from specific cosmic accelerators were published<sup>a</sup>. Actually, many of the objects nowadays considered as top candidates for neutrino emission were discovered only in the sixties and seventies (the first quasar 1963, pulsars 1967, X-ray binaries with a black hole 1972, gamma ray bursts 1973). The situation changed dramatically in the seventies, when these objects were identified as possible neutrino emitters, triggering an enormous amount of theoretical activity.

Different to extraterrestrial neutrino fluxes, the calculation of the flux of atmospheric neutrinos became more reliable. First serious estimates were published in the early sixties<sup>6,7,8</sup>. These pioneering attempts are described in detail in the recollections of Igor Zheleznykh<sup>9</sup> who was a student of Markov. In his diploma work from 1958 he performed early estimates for the flux of atmospheric neutrinos and for the flux of neutrinos from the Crab nebula. The real explosion of papers on atmospheric neutrinos, however, happened between 1980 and 1990 when the large underground detectors became operational and the field turned into a precision science (see the talks of John Learned and Paolo Lipari at this conference).

In contrast to investigating atmospheric and supernova neutrinos, the study of high-energy extraterrestrial neutrinos had the inherent risk that no reliable predictions for the expected fluxes could be made. Under these circumstances it appeared logical to tackle this problem with the largest devices conceivable, with underwater detectors of the kind which Markov had proposed in 1960.

## 2 DUMAND

The history of underwater neutrino telescopes starts with a project which eventually was terminated but left an incredibly rich legacy of ideas and technical principles: The DUMAND project. DUMAND stands for Deep Underwater Muon and Neutrino Detector. Its early history is excellently covered in a PERSONAL HISTORY OF THE DUMAND PROJECT by A. Roberts<sup>10</sup>.

At the 1973 International Cosmic Ray Conference (ICRC), a few physicists including F. Reines and J. Learned (USA), G. Zatsepin (USSR) and S. Miyake (Japan) discussed a deep-water detector to clarify puzzles in muon depth-intensity curves. The puzzles faded away, but it was obvious that such a detector could also work for neutrinos.

The year 1975 saw the first of a – meanwhile legendary – series of DUMAND Workshops, this one at Washington State University<sup>11</sup>. A survey of possible sites converged on the Pacific Ocean close to Hawaii, since it offered deep locations close to shore. A year later, a two-week workshop took place in Honolulu<sup>12</sup>. At that time, three options for a deep sea array were discussed:

- UNDINE (for ”UNderwater Detection of Interstellar Neutrino Emission”) was intended to detect neutrinos from supernova collapses from far beyond our own Galaxy (leaving the

---

<sup>a</sup>The only quantitative flux estimate was related to a *diffuse* flux of cosmic neutrinos due to interactions of cosmic rays with the 3K microwave background radiation<sup>5</sup>.

Galactic Supernovae to underground detectors). Based on overoptimistic assumptions of the neutrino energy spectrum, it was soon discarded.

- ATHENE (for "ATmospheric High-Energy Neutrino Experiment") was tailored to high-energy particle physics with atmospheric neutrinos.
- UNICORN (for "UNderwater Interstellar COsmic-Ray Neutrinos") had the primary goal to search for high-energy extraterrestrial neutrinos.

At the 1976 workshop and, finally, at the 1978 DUMAND workshop<sup>13</sup> the issue was settled in favour of an array which combined the last two options, ATHENE and UNICORN.

The principle of the detector was – as already suggested by Markov – to record upward-travelling muons generated in charged current muon neutrino interactions. The upward signature guarantees the neutrino origin of the muon. Since neutrino oscillations were not considered at that time, a the flavor ratio at Earth was assumed to be the same as in the source ( $\nu_e : \nu_\mu : \nu_\tau = 1 : 2 : 0$  for  $\pi \rightarrow \mu \rightarrow e$  decay) suggesting to focus on muon neutrino detection.

Since the sixties, a large depth was recognized as necessary in order to suppress downward-moving muons which may be mis-reconstructed as upward-moving ones (Fig. 1, left). Apart from these, only one irreducible background to upward moving extra-terrestrial neutrinos remains: atmospheric neutrinos. This background cannot be reduced by going deeper. On the other hand, it provides a standard calibration source and a reliable proof of principle.

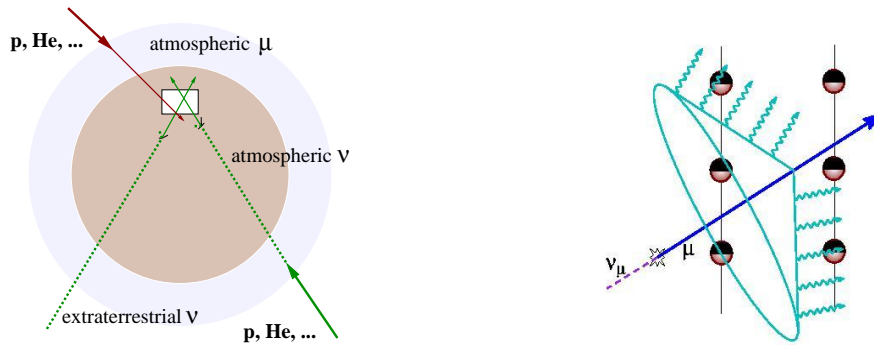


Figure 1 – *Left*: Sources of muons in deep underwater/ice detectors. Cosmic nuclei – protons (p),  $\alpha$  particles (He), etc. – interact in the Earth atmosphere (light-colored). Sufficiently energetic muons produced in these interactions ("atmospheric muons") can reach the detector (white box) from above. Upward-going muons must have been produced in neutrino interactions. *Right*: Detection principle for muon tracks.

The DUMAND design envisaged an array of photomultiplier tubes (PMTs) housed in glass spheres spread over a cubic kilometer (see Fig.2, left). The PMTs would record arrival time and amplitude of Cherenkov light emitted by muons or particle cascades. The spheres were to be attached to strings moored at the ground and held vertically by buoys. From the arrival times, the direction of the muon track can be reconstructed, and it turned out that a directional accuracy of 1 degree is achievable. This is of a similar size as the kinematic smearing between neutrino and muon direction and allows for *neutrino tracing*, i.e. for neutrino astronomy.

Naturally, the idea to construct a cubic-kilometer detector with more than 20 000 large-size PMTs (see Fig. 2) challenged technical and financial possibilities. A. Roberts remembers<sup>10</sup>: "The 1978 DUMAND Standard Array, on closer examination, assumed more and more awesome proportions. ... 1261 sensor strings, each with 18 complex sensor modules ... to be deployed on the ocean bottom at a depth of 5 km! The oceanographers were amazed – this project was larger than any other peacetime ocean project by a factor of the order of 100. The size of the array was based on relatively scant information on the expected neutrino intensities and it was difficult to justify in detail; the general idea was that neutrino cross section are small and high-energy neutrinos are scarce, so the detector had better be large." Confronted with the oceanographic

and financial reality, the 1.26 km<sup>3</sup> array was abandoned. A half-sized configuration (1980) met the same fate, as did a much smaller array with 756 PMTs (1982). What finally emerged as a technical project was a 216-PMT version, dubbed DUMAND-II or "The Octagon" (eight strings at the corners of an octagon and one in the center), 100 m in diameter and 230 m in height<sup>14</sup> (see Fig. 2). The plan was to deploy the detector 30 km off the coast of Big Island, Hawaii, at a depth of 4.8 km.

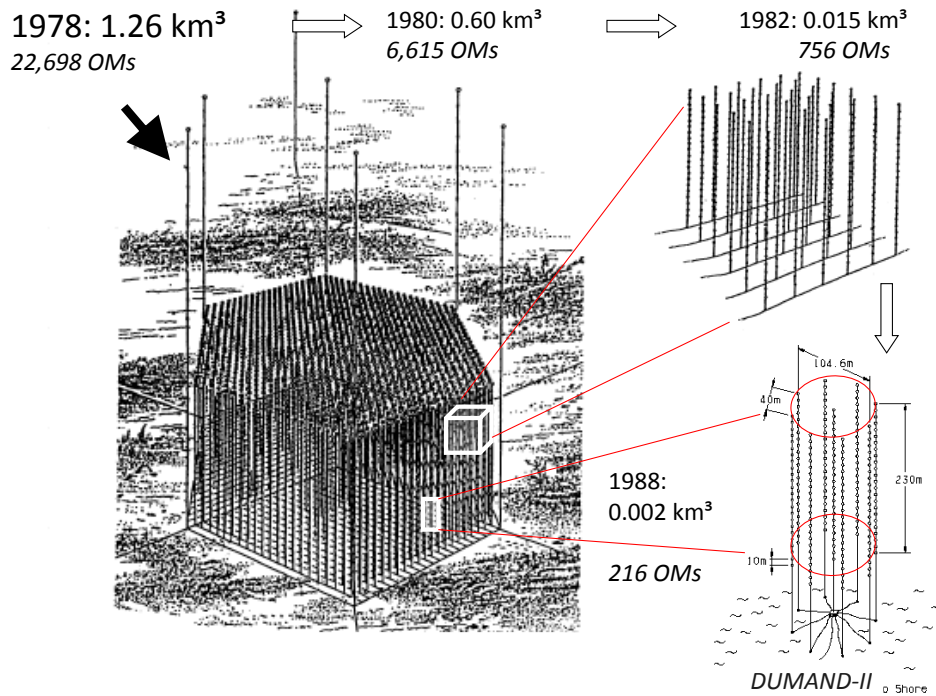


Figure 2 – The originally conceived DUMAND cubic kilometer detector and the phased downgrading to the 1988 plan for a first-generation underwater neutrino telescope DUMAND-II.

The evolution of the detector design, largely following financial and technological boundary conditions, was the one side of the story. What about the flux predictions?

At the 1978 workshop first investigations on neutron star binary systems as point sources of high energy neutrinos were presented, specifically Cygnus X-3 (D. Eichler/D. Schramm and D. Helfand in<sup>13</sup>). The connection to the indications for sources of TeV- $\gamma$ -ray (none of them significant at that time!) was discussed by T. Weekes. At the same time, the possibilities for diffuse source detection were disfavored (R. Silberberg, M. Shapiro, F. Stecker).

The gamma-neutrino connection was discussed further by V. Berezhinsky at the 1979 DUMAND Workshop in Khabarovsk and Lake Baikal<sup>15</sup>. He emphasized the concept of "hidden" sources which are more effectively (or *only*) detectable by neutrinos rather than by  $\gamma$  rays. Among other mechanisms, Berezhinsky also investigated the production of neutrinos in the young, expanding shell of a supernova which is bombarded by protons accelerated inside the shell ("inner neutrino radiation from a SN envelope"). He concluded that a 1000 m<sup>2</sup> detector should be sufficient to detect high-energy neutrinos from a galactic supernova over several weeks or months after the collapse. Naturally, ten years later, in 1987, much attention was given to this model in the context of SN1987. But alas! – this supernova was at about 50 kpc distance, more than five times farther than the Galactic center. Moreover all underground detectors existing in 1987 had areas much smaller than 1000 m<sup>2</sup>. Therefore the chances to see inner neutrino radiation from the envelope were rather small, and actually "only" the MeV burst neutrinos and no high energy neutrinos have been recorded.

A large number of papers on expected neutrino fluxes was published during the eighties.

Table 1: Tabulation of various gamma ray sources used for neutrino candidate source estimates. The table is taken from the DUMAND-II proposal<sup>14</sup> but omitting some sources as well as information about sky position, distance, and assumed spectral index.

source name	$\gamma$ -ray	$\gamma$ flux	luminosity (erg s <sup>-1</sup> )	$\mu$ /yr DUMAND II	
	energy (TeV)	at Earth (cm <sup>-2</sup> s <sup>-1</sup> )		$\epsilon_{\nu/\gamma=1}$ min $\gamma$	$\epsilon_{\nu/\gamma=30}$ max $\gamma$
Vela PSR	5	$1.8 \times 10^{-12}$	$3 \times 10^{32}$	0.1	1506
Vela X-1	1	$2 \times 10^{-11}$	$2 \times 10^{34}$	0.2	126
Crab SNR	2	$1.1 \times 10^{-11}$	$2 \times 10^{34}$	0.2	438
Crab PSR	1	$7.9 \times 10^{-12}$	$6 \times 10^{33}$	0.06	38
Geminga	6	$9.5 \times 10^{-12}$	$3 \times 10^{33}$	0.49	1506
Her X-1	1	$3 \times 10^{-11}$	$3 \times 10^{35}$	0.24	141
SS443	1	$< 10^{-10}$	$3 \times 10^{32}$	$< 0.88$	$< 510$
Cen X-3	1	$< 5.2 \times 10^{-12}$	$3 \times 10^{34}$	$< 0.08$	$< 48$
Cyg X3	1	$5 \times 10^{-11}$	$3 \times 10^{36}$	0.4	234
M31	1	$2.2 \times 10^{-10}$	$2 \times 10^{40}$	1.8	1050
Cen A	0.3	$4.4 \times 10^{-11}$	$3 \times 10^{40}$	0.14	6
3C 273	5	$< 9 \times 10^{-12}$	$< 3 \times 10^{45}$	$< 0.4$	$< 1506$

The expected neutrino fluxes were found to depend strongly *a)* on the energy spectrum of the  $\gamma$ -ray sources which could only be guessed since the first uncontroversial TeV- $\gamma$  observation was the Crab nebula in 1989 (while all of the earlier claims on PeV  $\gamma$  rays from binary X-rays systems were not confirmed with more sensitive detectors) and *b)* on the supposed  $\nu/\gamma$  ratio which depends on the unknown thickness of matter surrounding the source.

The uncertainty of expectations is reflected in Table 1, taken from DUMAND-II proposal<sup>14</sup> but omitting some sources. Pessimistic and optimistic numbers differed by 2-3 orders of magnitude and left it open whether DUMAND-II would be able to detect neutrino sources or whether this would remain the realm of a future cubic kilometer array. Two years later, V. Berezhinsky reiterated his earlier estimates that for neutrinos from a fresh neutron star a detector with an effective area of 1000 m<sup>2</sup> (i.e. a large underground detector) would be sufficient, but that the detection of extragalactic sources would require detectors of 0.1-1.0 km<sup>2</sup> area<sup>16</sup>. DUMAND-II, with 25 000 m<sup>2</sup> area, fell just below these values. Again citing A. Roberts<sup>10</sup>: *“These calculations serve to substantiate our own gut feelings. I have myself watched the progression of steadily decreasing size ... at first with pleasure (to see it become more practical), but later with increasing pain. ... The danger is, that if DUMAND II sees no neutrino sources, the funding agencies will decide it has failed and, instead of expanding it, will kill it.”*

In 1987, the DUMAND collaboration operated a 7-PMT test string from a Navy vessel<sup>17</sup> and measured the muon intensity as a function of depth. Carried by this success, one year later the DUMAND-II proposal was submitted to DOE and NSF.

DUMAND-II would have detected three down going muons per minute and about 3500 atmospheric neutrinos per year. In December 1993, a first of three prepared strings was deployed and linked to shore via a junction box placed on the ocean bottom and a shore cable which had been laid some months earlier. However, some pressure housings developed leaks and a short circuit in the junction box terminated the communication to shore.

The DUMAND progress had been slow, but had shown remarkable progress compared to ocean research at that time. This impressed oceanographers but not the main funding organization, the Department of Energy (DOE), which was not used to a “try-and-try-again” mode of progress. Review committees without any ocean expertise judged the project, following criteria typical for accelerator research. Moreover, the termination of the Superconducting Super Collider (SSC) by the US congress in 1993 created a strong risk aversion in DOE. On the technical

side, the reasons of the 1993 DUMAND failures had been identified and a redeployment was in preparation. But in 1995, the mentioned circumstances regrettably led to a termination of the support for DUMAND.

### 3 The evolution of the Baikal project

Russian participation in the DUMAND project was strong from the beginning (represented by A. Chudakov, V. Berezinsky, L. Bezrukov, B. Dolgoshein, A. Petrukhin and I. Zheleznykh). However, in the context of the Soviet invasion in Afghanistan, in 1980 the Reagan administration terminated the cooperation. As A. Roberts remembers<sup>10</sup>: *“The severing of the Russian link was done with elegance and taste. We were told, confidentially, that while we were perfectly free to choose our collaborators as we liked, if perchance they included Russians it would be found that no funding was available.”*

About the same time, however, A. Chudakov proposed to use the deep water of Lake Baikal in Siberia as the site for a “Russian DUMAND”. The advantages of Lake Baikal seemed obvious: it is the deepest freshwater lake on Earth, with its largest depth at nearly 1700 meter, it is famous for its clean and transparent water, and in late Winter it is covered by a thick ice layer which allows installing winches and other heavy technique and deploying underwater equipment without any use of ships.

In 1981, a first shallow-site experiment with small PMTs started. Chair of a dedicated laboratory at the Moscow Institute of Nuclear Research (INR) became G. Domogatsky, flanked by L. Bezrukov as leading experimentalist. Soon a site about 30 km South-West from the outflow of Lake Baikal into the Angara river was identified as suitable, with a distance of 3.6 km to shore and a depth of about 1370 m. The detector depth would be about 1 km. Instruments could be deployed in a period between late February and early April from the ice cover, and operated over the full year via a cable to shore.

The Russians operated several stationary strings from 1984 on, recording downward moving muons<sup>18</sup> and setting stringent limits on the flux of magnetic monopoles catalyzing proton decays along their path<sup>19</sup>. At the end of the 1980s, they replaced their slow 15-cm flat photocathode PMT by the QUASAR, a hybrid device with a 370 mm diameter mushroom-shaped photocathode, with excellent 1-PE resolution, a time jitter as small as 2 ns and negligible sensitivity to the Earth’s magnetic field<sup>20</sup>. In 1988, the Baikal experiment was approved as a long-term direction of research by the Soviet Academy of Sciences and the USSR government which included considerable funding. A full-scale detector (yet without clear definition of its size) was planned to be built in steps of intermediate detectors of growing size. In the same year 1988, our group from the East German Institute of High Energy Physics in Zeuthen (part of DESY from 1992 on) joined the Baikal experiment.

From 1989 to 1992, the NT200 project was developed<sup>21</sup>. NT200 (Fig. 3, left) was an array of 192 optical modules carried by eight strings which are attached to an umbrella-like frame consisting of 7 arms, each 21.5 m in length. The optical modules with the QUASAR-tubes were grouped pair-wise along a string, with the two PMTs of a pair switched in coincidence for noise suppression.

The construction of NT200 coincided with the decay of the USSR and an economically desperate period. Under these circumstances, the construction of NT200 extended over more than five years. It started with the deployment of a 3-string array with 36 optical modules in March/April 1993. With that array it was demonstrated that 3-dimensional reconstruction of muon tracks works as expected. The first two upward moving candidates were separated from the 1994 data. In 1996, a 96-OM array with four NT200 strings was operated<sup>22</sup> and provided the first textbook neutrinos like the one shown in Fig. 3, right.

NT200 was completed in April 1998 and took data for about a decade. About 400 upward muon events were collected over 5 years. This comparatively low number, much lower than

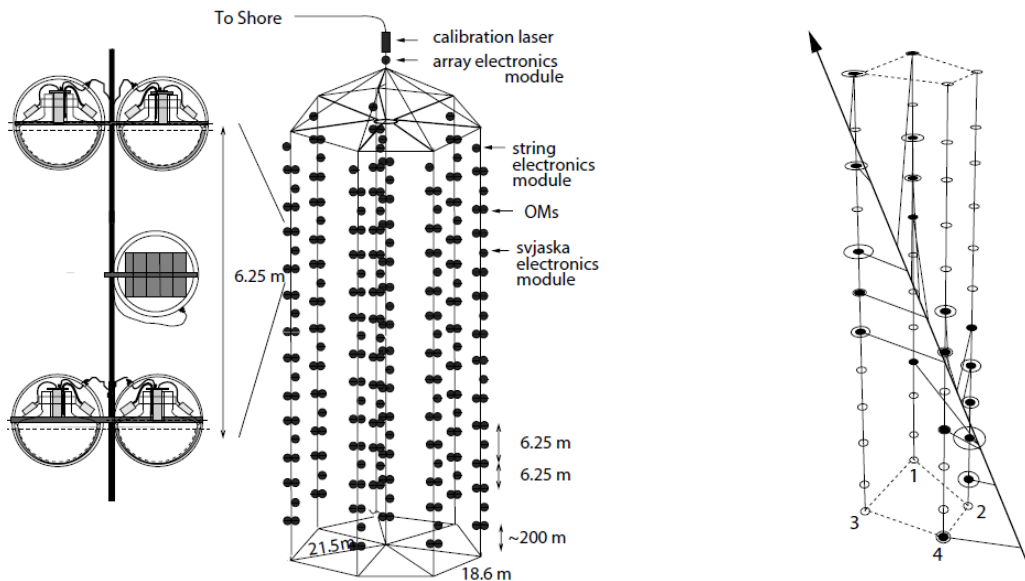


Figure 3 – *Left*: The Baikal Neutrino Telescope NT200. *Right*: One of the first upward moving muons from a neutrino interaction recorded with the 4-string stage of the detector in 1996<sup>22</sup>. The Cherenkov light from the muon is recorded by 19 channels.

what would correspond to the effective area, reflects the notoriously large number of failures of individual channels during each year. Still, NT200 could compete with the much larger AMANDA for a while by searching for high energy cascades *below* NT200, surveying a volume about ten times as large as NT200 itself<sup>23</sup>. In order to improve pattern recognition for these studies, NT200 was fenced in 2005–2006 by three sparsely instrumented outer strings (6 optical module pairs per string) which, however, never delivered satisfying data.

#### 4 Detectors on the surface and underground

The high threshold required to get a detector working in a hostile environment such as the deep Pacific or the harsh conditions on the frozen Lake Baikal, resulted in apparently long preparatory periods of both DUMAND and Baikal. This led others to think about detectors near surface (for a review see<sup>24</sup>). The advantages seemed tempting: much easier access and a less challenging environment. Moreover, proven techniques like tracking chambers or Cherenkov techniques à la Kamiokande could be used. However, with the exception of one, none of these projects was realized, be it by financial reasons, by the failure to convincingly demonstrate the background rejection capabilities, or since shallow lake water parameters turned out to be worse than expected. Also with the mentioned “exceptional” detector, the NEVOD tank in Moscow<sup>25</sup>, only a handful of low-significance neutrino candidates could be separated.

At the same time, underground detectors moved from success to success. Remarkably, two of these successes had not been on the top priority list of the experiments: neutrino oscillations (since the trust in their existence was low in the eighties) and neutrinos from supernova SN1987A (since Galactic or near-Galactic supernovae are rare). At the same time, neutrinos from high-energy astrophysics sources did not show up. Even the data from largest detectors with about 1000 m<sup>2</sup> area (MACRO and Super-Kamiokande) did not show any indication of an excess over atmospheric neutrinos. Seen from today, the search for sources of high-energy neutrinos with detectors of 1000 m<sup>2</sup> or less appears to be hopeless from the beginning, with the possible exception of certain transient Galactic sources. But when these detectors were constructed, this knowledge was not common and the search for point sources appeared as a legitimate (although not priority) goal.

## 5 AMANDA

In this situation, a new idea appeared on stage. In 1988, Francis Halzen (University of Wisconsin, Madison) heard about a small test array of radio antennas at the Soviet Vostok station in Antarctica. The Russians were going to test whether secondary particles generated in neutrino interactions could be detected via their radio emission. Together with his colleagues Enrique Zas and Todor Stanev, Halzen realized that the threshold for this method was discouragingly high<sup>26</sup>. Instead he asked himself whether the optical detection via Cherenkov light, i.e. the DUMAND principle, would be also feasible for ice. Halzen remembers<sup>27</sup>: *„I suspect that others must have contemplated the same idea and given up on it. Had I not been completely ignorant about what was then known about the optical properties of ice I would probably have done the same. Instead, I sent off a flurry of E-mail messages to my friend John G. Learned, then the spokesman of DUMAND. ... Learned immediately appreciated the advantages of an Antarctic neutrino detector.“*

A few months later, Halzen and Learned released a paper HIGH ENERGY NEUTRINO DETECTION IN DEEP POLAR ICE<sup>28</sup>. With respect to the light attenuation length they *“... proceeded on the hope that a simple test will confirm the belief that is similar to the the observed 25 m attenuation length for blue to mid UV light in clear water in ocean basins.”* Bubble-free ice was hoped to be found at depths smaller than 1 km. Holes drilled into the ice were supposed to refreeze or, alternatively, to be filled with a non-freezing liquid.

In 1989, two physicists of Buford Price’s group at University of California, Berkeley, tried to measure the ice transparency using existing boreholes at the South Pole. It would take, however, another year until the first successful transparency measurement of natural ice was performed – this time in Greenland. Bob Morse (Madison) and Tim Miller (Berkeley) lowered PMTs into a 3 km hole drilled by glaciologists<sup>29</sup>. In parallel to these first experimental steps, Price, Doug Lowder and Steve Barwick (Berkeley), Morse and Halzen (Madison) and Alan Watson (Leeds) decided to propose the Antarctic Muon and Neutrino Detection Array, AMANDA.

In 1991 and 1992, the embryonic AMANDA collaboration deployed PMTs at various depth of the South Polar ice. Holes were drilled using a hot water drilling technique which had been developed by glaciologists. Judging the count rate of coincidences between PMTs (which are due to down-going muons), the light absorption length of the ice was estimated at about 20 m and scattering effects were supposed to be negligible. It should turn out later, that this was a fundamental misinterpretation of the rates. But exactly this interpretation encouraged the AMANDA physicists to go ahead with the project.

In 1992, the AMANDA collaboration was joined by the Swedish collaborators led by Per-Olof Hulth (Stockholm). Steve Barwick (then already UC Irvine), designed a four-string detector with a total of 80 PMTs. At Wisconsin, hot water drills were developed, in collaboration with the Polar Ice Coring Office (PICO). AMANDA was located close to the Amundsen-Scott station. Holes were drilled with pressurized hot water; strings with optical modules were deployed in the water which subsequently refreezes.

This first AMANDA array was deployed in the austral summer 1993/94, at depths between 800 and 1000 m<sup>30</sup>. Surprisingly, light pulses emitted at one string and registered at a neighbored string at 20 m distance, did not arrive after the expected 100 ns, but were considerably delayed. The delay was due to light scattering at remnant bubbles. Light would not travel straight but via random walk and become nearly isotropic after one or two meters, a few times the distance called effective scattering length which was 40 (80) cm at 830 (970) m depth, respectively. This made track reconstruction impossible<sup>b</sup>

Nevertheless, our group from DESY joined. We were encouraged by the trend seen in the AMANDA data itself, as well as by ice core data taken at the Vostok station close to the geomag-

---

<sup>b</sup>On the other hand the data proofed that the *absorption* length was not 20 m but of the order of 100 m, i.e. much larger than in water.



netic South Pole: below 1300 meters bubbles should disappear. This expectation was confirmed with a second 4-string array which was deployed in 1995/96. The remaining scattering, averaged over 1500–2000 m depth, corresponds to an effective scattering length of about 20 m. This was still considerably worse than for water but sufficient for track reconstruction<sup>31</sup>. Actually the angular resolution for muon tracks turned out to be  $2^\circ$ – $2.5^\circ$ <sup>32</sup>. Although better than for NT200 in Lake Baikal ( $3^\circ$ – $4^\circ$ ), it was much worse than for ANTARES ( $< 0.5^\circ$ , see below). A big advantage compared to underwater detectors is the small photomultiplier noise rate, about 0.5 kHz in an 8-inch tube, compared to 20–40 kHz due to  $K^{40}$  decays and bio-luminescence in lakes and oceans.

AMANDA was upgraded stepwise until January 2000 and eventually comprised 19 strings with a total of 677 optical modules, most of them at depths between 1500 and 2000 m. Figure 4, left, shows the AMANDA configuration.

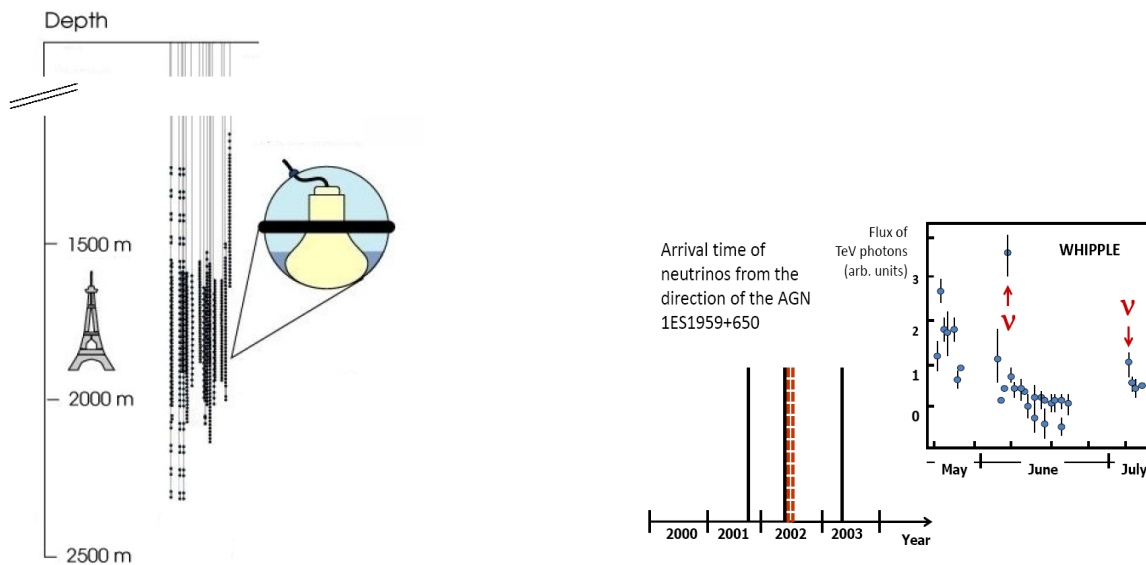


Figure 4 – *Left*: The AMANDA configuration. The detector consisted of 677 optical modules at 19 strings. Three of the strings have been sparsely equipped towards larger and smaller depth in order to explore ice properties, one string got stuck during deployment at too shallow depth and was not used in analyses. The Eiffel tower is shown to scale for size comparison. *Right*: The “curious” coincidence of neutrino events from the direction of an AGN with gamma flares from the same source. The second and third of the three events recorded in 2002 (dashed) coincide within about one day with peaks seen by the Whipple gamma-ray telescope.

AMANDA was switched off in April 2009, after more than 9 years of data taking in its full configuration. The final neutrino sky map comprised 6959 events. No statistically significant local excess was observed, therefore only upper limits on point-source fluxes could be derived. However, while analyzing in 2005 the data taken from 2000–2003, five events were identified from the direction of the Active Galaxy 1ES1959+650. Three of these came within 66 days in 2002<sup>33</sup>. Two of the three neutrinos were coinciding within about a day with gamma-ray flares observed by the gamma-ray telescopes HEGRA and Whipple – see Fig.4, right. One of these two flares was a so-called “orphan flare”, i.e. it was not accompanied by an X-ray flare, something one would expect for a hadron flare. This observation was quickly followed by two theoretical papers, one claiming that the corresponding neutrino flux would not fit any reasonable assumption on the energetics of the source<sup>34</sup>, the other claiming that scenarios yielding such fluxes were conceivable<sup>35</sup>. Since the analysis was not fully blind, it turned out to be impossible to determine chance probabilities for this event, and actually the result was never published in a journal. However, it initiated considerations to send alerts to gamma-ray telescopes in case time-clustered events from a certain direction would appear. Such a “Target-of-Opportunity” alert is currently operating between IceCube and the gamma-ray telescopes MAGIC (La Palma) and VERITAS (Arizona); a similar program is run by ANTARES.

Retrospectively AMANDA appears just as a prototype for IceCube. The final goal of a cubic kilometer had been declared by Halzen before AMANDA construction started<sup>36</sup> and had actually been set by the initial into-the-blue-designed dimensions of DUMAND. However, this does not reflect the *subjective* mid-1990s feelings/hopes of many experimentalists. Figure 5, right (taken from<sup>37</sup>) shows predictions for the number of events from a diffuse flux expected from all active galaxies for a variety of models. The five model versions with the highest fluxes (although already at that time considered to be on the rather optimistic side) would have been easily detectable with DUMAND-II, AMANDA and ANTARES. AMANDA, however, provided (only) record limits on fluxes for cosmic neutrinos, be it for diffuse fluxes, for point sources or for transient sources like Gamma Ray Bursts. These limits ruled out the mentioned optimistic models on neutrino production in cosmic sources. AMANDA also extended the measured spectrum of atmospheric neutrinos by nearly two orders of magnitude, from a few TeV to 200 TeV. It also established record limits on indirect dark matter search, on the flux of magnetic monopoles, and on effects violating Lorentz invariance. It would have detected neutrinos from a supernova burst in our Galaxy (if such a burst would have appeared!), and it provided results on the spectrum and composition of cosmic rays.

## 6 Flux predictions

Reported observations on TeV-PeV  $\gamma$  rays from binary X-rays systems in the 1980s resulted in very high predictions for neutrino fluxes. However, more sensitive air shower arrays like CASA and Whipple did not confirm these observations, leading to upper limits on  $\gamma$ -ray fluxes which were 10-100 times lower than the original detection claims, and consequently also to much lower neutrino fluxes. In a paper from 1996, Gary Hill (at that time Adelaide) compiled the neutrino fluxes from models on the market and calculated the resulting event rates in a neutrino detector of 20,000 m<sup>2</sup> muon detection area - that means for the scale of the AMANDA (and later ANTARES)<sup>37</sup>. Fig.5 gives the corresponding diffuse isotropic neutrino fluxes from the sum of all AGN as predicted by various models as well as the fluxes for neutrinos generated in the Earth's atmosphere. Predictions included models with charged pions generated in pp as well as in  $p\gamma$  reactions. The low-energy depletion for  $p\gamma$  reactions is due to the energy threshold of protons if a pion would have to be produced off a photon target. Interestingly all pp models were in conflict by more than one order of magnitude with the so-called cascade bound which was derived already in 1975 by Berezhinsky and Smirnov<sup>38</sup>. This bound assumes that  $\gamma$  rays co-produced with neutrinos - if not visible at their original generation energy - must have cascaded down and end up in a flux of gamma rays at lower energies.

The event numbers for a 20 000 m<sup>2</sup> detector and muon energies larger than 10 TeV, as given in<sup>37</sup>, are  $\approx 40$  and 7 for the two considered  $p\gamma$  models SDDS92 and P96  $p\gamma$ , respectively. At least the flux for SDDS92 would have been easily detectable with AMANDA.

In 1999, E. Waxman and J. Bahcall published their benchmarking paper on an upper bound for astrophysical neutrino fluxes<sup>39</sup>. The authors did not start from  $\gamma$ -ray observations but from the measured flux of charged cosmic rays at energies above  $10^{17}$  eV. Assuming generic cosmic-ray sources of one single type, they arrived at the bounds shown in Fig. 5, right. The two bounds are obtained, respectively, with and without a correction for neutrino energy loss due to redshift and for possible redshift evolution of the cosmic-ray generation rate. The value of the bounds is independent of energy. Shortly thereafter, K. Mannheim, R. Protheroe and J. Rachen<sup>40</sup> repeated these calculations but allowed the cosmic-ray flux to emerge from different source classes, each with a different cut-off but an envelope to all single spectra which fits the measured cosmic-ray spectrum. They confirmed the WB bound within a factor of 2, but only for sources with a small optical depth for neutrons (i.e. neutrons could escape the acceleration region, decay and constitute the observed proton spectrum) and for a limited energy range of  $10^7 - 10^9$  GeV, see Fig. 5, right. For sources optically thick for neutrons, the limit is constrained only by the extragalactic  $\gamma$ -ray background.

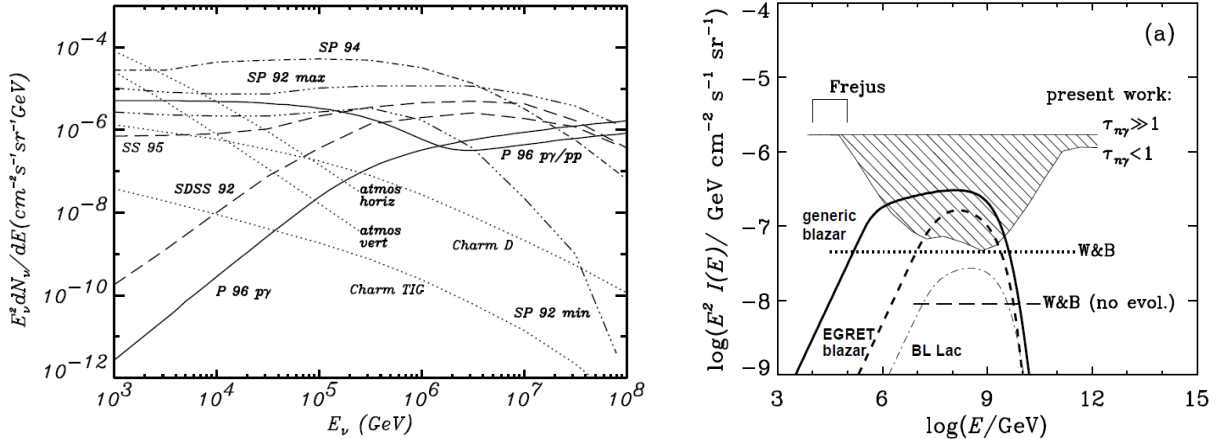


Figure 5 – Compilation of model predictions and bounds. *Left* (taken from<sup>37</sup>): Diffuse isotropic neutrino fluxes from the sum of all active galactic nuclei predicted by various models (SDDS: Stecker, Done, Salomon and Sommers 1992, SP: Szabo and Protheroe 1994, SS: Stecker and Salomon 1992, P: Protheroe 1996 – see<sup>37</sup> for references). Also shown are the horizontal and vertical flux of conventional atmospheric neutrinos from  $\pi$  and K decays and the isotropic flux produced from prompt decays of charmed mesons in the atmosphere. *Right* (taken from<sup>41</sup>): Cosmic ray bounds on extragalactic neutrino fluxes. The generic bound for the optically thin ( $\tau_{n\gamma} < 1$ ) and thick case ( $\tau_{n\gamma} \gg 1$ ), the generic blazar bound (solid), the EGRET blazar bound, assuming that for  $L = 10^{48}$  erg/s the energy at which the neutron optical depth is unity has the value  $E_{\tau=1} \approx 10^8$  GeV (dashed), and the BL Lac bound, assuming that  $E_{\tau=1} \approx 10^{11}$  GeV for  $L = 3 \times 10^{44}$  erg/s (dot-dashed) are shown together with the Frejus limit and the bounds inferred by Waxman and Bahcall (W&B)<sup>39</sup> with and without source evolution (see<sup>41</sup> for references).

At that time, the only experimental limit on the diffuse neutrino flux was that of the Fréjus underground detector. It would be improved only in the early 2000s by data from AMANDA and NT200. The Fréjus limit is also shown in Fig. 5, as well as two generic bounds on blazars.

It is clear from the above mentioned, that experimentalists in the late 1990s and early 2000s had not yet given up the hope that AMANDA and ANTARES might detect a diffuse flux of extragalactic neutrinos. Therefore the primary rationale for building AMANDA and ANTARES was indeed to open a new neutrino window, rather than only being a prototype for IceCube and KM3NeT, respectively. Meanwhile, of course, we learned that one needs a cubic kilometer telescope to detect a diffuse extragalactic neutrino flux and that – apart from well observable galactic point sources – the detection of steady point sources may require even larger arrays.

## 7 Neutrinos in the Mediterranean Sea

With ongoing activities in Hawaii and at Lake Baikal and the first ideas on a telescope in polar ice, the exploration of the Mediterranean Sea as a site for an underwater neutrino telescope was natural. First site studies along a route through the Mediterranean Sea were performed in 1989 by Igor Zheleznykh and his team of Russian physicists<sup>42</sup>. In July 1991, a Greek/Russian collaboration led by Leonidas Resvanis from the University of Athens performed a cruise and deployed a hexagonal structure carrying 10 PMTs down to a depth of 4100 m, close to Pylos/Peloponnesus. This was the start of the NESTOR project<sup>43</sup>.

In 1992, the collaboration included partners from Greece, Germany, Russia, USA and Italy. French institutes joined and left again to pursue their own project ANTARES. More Italian institutes joined but later also decided to follow their own project, NEMO, close to Sicily.

NESTOR was conceived to consist of an array of hexagonal towers covering an area of about  $10^5 m^2$ . A single tower should carry 168 PMTs on 12 floors<sup>43</sup>. After a long phase of tests and developments, a cable was installed to a site at 4 km depth. In 2004, a single prototype floor was deployed, connected and operated for about one month<sup>44</sup>. Then, its operation had to be terminated due to a failure of the cable to shore – which was *de facto* the end of the project.

French collaborators temporarily had been members of NESTOR. Led by Jean-Jacques Aubert (Marseille) and Luciano Moscoso (Saclay), they pursued an independent strategy from the mid-nineties. In 1999, they presented a full proposal for ANTARES (Astronomy with a Neutrino Telescope and Abyss environmental RESearch), together with collaborators from Italy and the Netherlands<sup>45</sup>. Currently the ANTARES collaboration includes in addition members from Germany, Morocco, Russia, Spain and Romania<sup>46</sup>.

The construction of ANTARES started in 2002 with the deployment of a shore cable and a junction box. The first string (or “line” in ANTARES nomenclature) was deployed in March 2006 and the last two of the 12 lines in May 2008. The years before 2007 were extremely challenging learning years, but at the end successful. Similar to AMANDA after the air bubble effects at shallow depths, ANTARES’ fate sometimes seemed hanging on a silk thread. But in 2008, the full detector was completed and is operational since then.

The lateral distance of the ANTARES strings is 60-70 m. Each string carries 25 ”storeys” equipped with three optical modules housing a 10-inch photomultiplier (Hamamatsu R7081-20). The depth at the ANTARES site is 2475 m. The schematic setup is shown in Fig. 6<sup>48</sup>. A novelty of ANTARES was the all-data-to-shore concept conceived by Maarten de Jong (Nikhef, Amsterdam). It avoided complicated off-shore hardware triggers and considerably simplified the full DAQ chain.

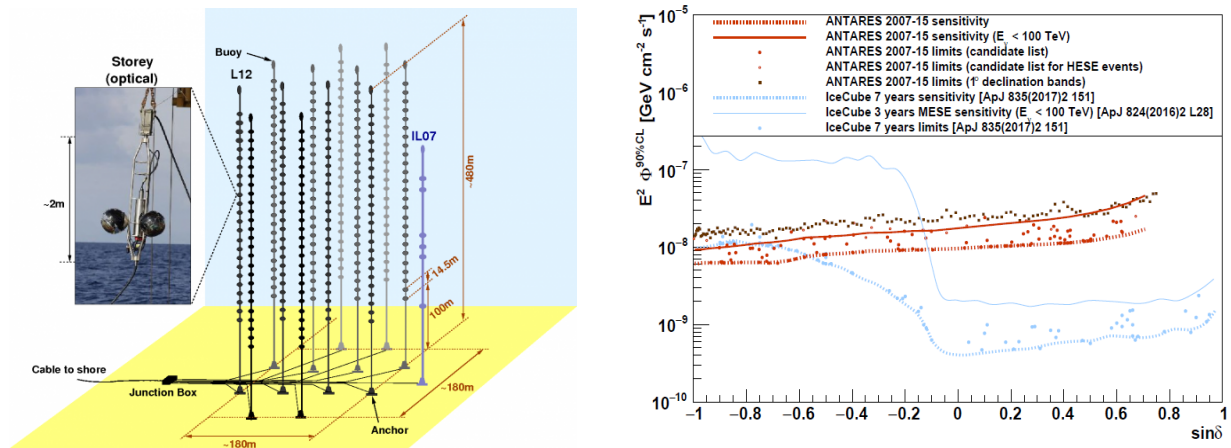


Figure 6 – *Left*: Schematic view of the ANTARES detector. Indicated are the 12 strings and the instrumentation line. Shown as an inset is the photograph of a storey carrying 3 photomultipliers. *Right*: Sensitivities and 90% C.L. upper limits on the signal flux from ANTARES (8 years of data) and IceCube (7 and 3 years, respectively). Limits refer to selected source candidates. Curves are shown for an  $E_\nu^{-2}$  spectrum without a cut-off and with a cut-off at 100 TeV. See<sup>50</sup> for references and further explanations.

ANTARES has demonstrated that a stable operation of a deep-sea detector is possible. Similar in size to AMANDA, it has collected more than 7000 upward-going muon tracks over eight years of operation. With its excellent view of the Galactic plane and good angular resolution, the telescope could constrain the Galactic origin of the cosmic neutrino flux reported by IceCube. ANTARES has explored the Southern sky and in particular central regions of our Galaxy searching for point-like objects, for extended regions of emission, and for signals from transient objects selected through multi-messenger observations. The good angular resolution for cascades allowed to include them in point-source searches<sup>50</sup>. Fig. 6 shows the limits obtained from eight years of ANTARES data compared to the limits from the much larger IceCube detector (see the following sections). It demonstrates, for a spectrum with a 100 TeV cutoff, how IceCube becomes almost blind for neutrinos from the South, and for an uncut spectrum, how far into the Southern hemisphere IceCube and ANTARES data can be profitably added. Actually, the recent two years resulted in a number of joint ANTARES/IceCube analyses on Galactic neutrino point sources, neutrinos from the direction of gravitational wave events and for neutrinos from

Dark Matter annihilations in the Galactic plane or the Galactic center (see section 9).

The third Mediterranean project was NEMO, (NEutrino Mediterranean Observatory) <sup>49</sup>, launched in 1998 after Italian groups left NESTOR. Leading persons of this initiative were Antonino Capone (Rome) and Emilio Migneco (Catania). Rather than building a separate detector of medium size, their objective was to study the feasibility of a cubic kilometer detector, to develop corresponding technologies and to identify and explore a suitable site, in their case close to Sicily. The basic unit of NEMO are towers composed by a sequence of floors. Different to NESTOR, floors consist of horizontal "bars", originally foreseen to be 15 m long and each equipped with four 10-inch PMTs. A suitable site was found at a depth of 3.5 km, about 100 km off Capo Passero on the South-Eastern coast of Sicily. Actually this will be the location of two of the KM3NeT/ARCA blocks (see below). A variety of NEMO tower versions have been deployed over the years, and eight of such towers will likely be linked to the ARCA blocks.

## 8 IceCube

With IceCube <sup>51</sup>, the idea of a cubic-kilometer detector was finally realized. Actually, the first initiative beyond AMANDA was a concept called *DeepIce*, a proposal for multidisciplinary investigations, including neutrino and cosmic ray astrophysics, glaciology, glacial biology, seismology and climate research. *DeepIce* was proposed in 1999 to NSF, but was not funded. As a consequence, already in November of the same year a first 67-page IceCube proposal was submitted to NSF. It was signed essentially by the collaborators of the old AMANDA collaboration. Soon, a number of additional institutions became interested and a new collaboration was formed, the IceCube collaboration, which meanwhile has grown to more than 50 institutions from 12 countries. Paradoxically, the two collaborations co-existed until 2005, then joining to one collaboration, IceCube.

A first, single string of IceCube was deployed in January 2005. The following seasons resulted in 8, 13, 18, 19, 20 and 7 strings, respectively. The last of 86 strings was deployed on Dec. 18, 2010.

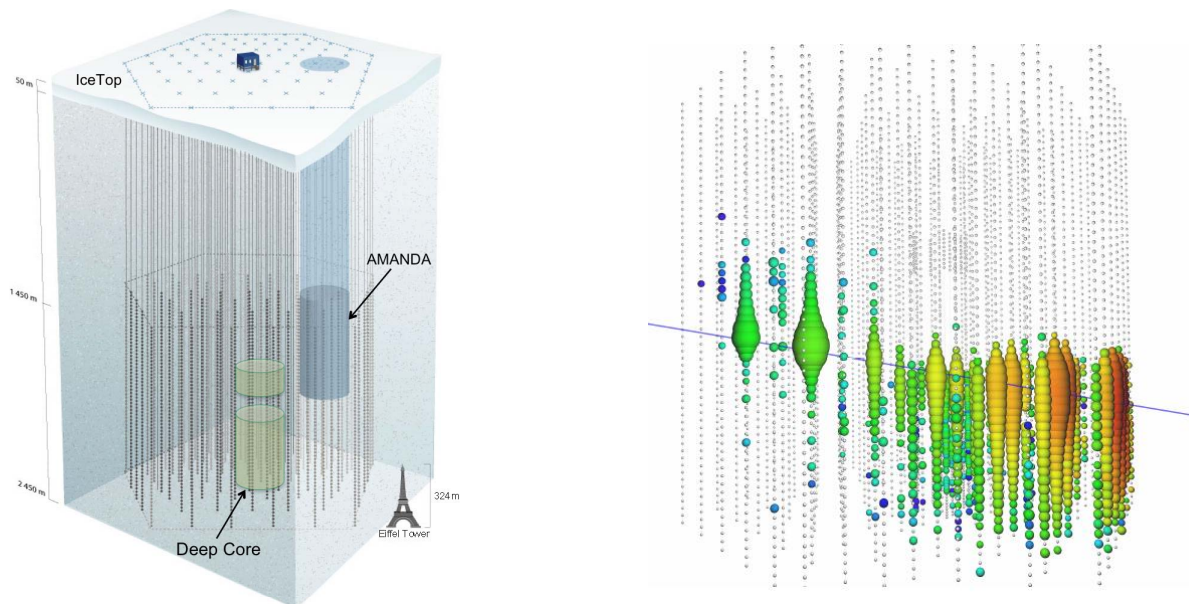


Figure 7 – *Left*: Schematic view of the IceCube neutrino observatory. AMANDA was replaced by DeepCore, a nested low-threshold array. At the surface, the air shower array IceTop and the IceCube counting house are indicated. *Right*: The upward moving muon track with the highest deposited energy,  $2.6 \pm 0.3$  PeV. Taking into account the muon energy loss between generation point and IceCube and the energy transfer from the parent neutrino to the muon, the most probable energy of the parent neutrino turns out to be in the range of 7 to 9 PeV.

IceCube consists of 5160 digital optical modules (DOMs) installed on 86 strings at depths of

1450 to 2450 m. A string carries 60 DOMs with 10-inch photomultipliers Hamamatsu R7081-02 housed in a 13-inch glass sphere. Signals are digitized in the DOM and sent to shore via copper cables. 320 further DOMs are installed in IceTop, an array of detector stations on the ice surface directly above the strings (see Fig. 7). AMANDA, initially running as a low-energy sub-detector of IceCube, was decommissioned in 2009 and replaced by DeepCore, a high-density sub-array of six strings at large depths (i.e. in the best ice layer) at the center of IceCube. DeepCore collects photons with about six times the efficiency of full IceCube, due to its smaller spacing, the better ice quality and the higher quantum efficiency of new PMTs. Together with the veto provided by IceCube, this results in an expected threshold of about 10 GeV. This opened a new window for oscillation physics and indirect dark matter search.

The muon angular resolution achieved by present reconstruction algorithms is about  $1^\circ$  for 1 TeV muons and below  $0.5^\circ$  for energies above 10 TeV. Much more effectively than underwater detectors (with their environment of high optical noise), IceCube can be operated in a special mode to detect burst neutrinos from supernovae. The low dark-count rate of the PMTs allows for detection of the feeble increase of the summed count rates of all PMTs during several seconds, which would be produced by millions of interactions of few-MeV neutrinos from a supernova burst<sup>53</sup>.

## 9 Where do we stand?

It has been predicted since long that the first evidence for extragalactic cosmic neutrinos would be provided by a diffuse flux rather than by single-source signals<sup>54</sup>. The first tantalizing hint to cosmic neutrinos in IceCube came from two shower-like events with energies  $\approx 1$  PeV, discovered in 2012 and dubbed “Ernie” and “Bert” (see Fig.8, right). A follow-up search using the same data (May 2010 to April 2012) with a lowered threshold (30 TeV) provided 25 additional events. This analysis used only events starting in a fiducial volume of about  $0.4 \text{ km}^3$  (High Energy Starting Events, or “HESE”), using the other 60% of IceCube as veto against all sorts of background. Energy spectrum and zenith angle distribution of the 27 events excluded an only-atmospheric origin with  $4.1\sigma$  and suggested that about 60% were of cosmic origin, at energies above 100 TeV even about 80%<sup>55</sup>. Figure 8, right shows the energies deposited by these events inside IceCube. With increased statistics, the excess has meanwhile reached a significance of more than  $7\sigma$ . These analyses can be considered a breakthrough, and it was observed in the diffuse flux, as suggested in<sup>54</sup>.

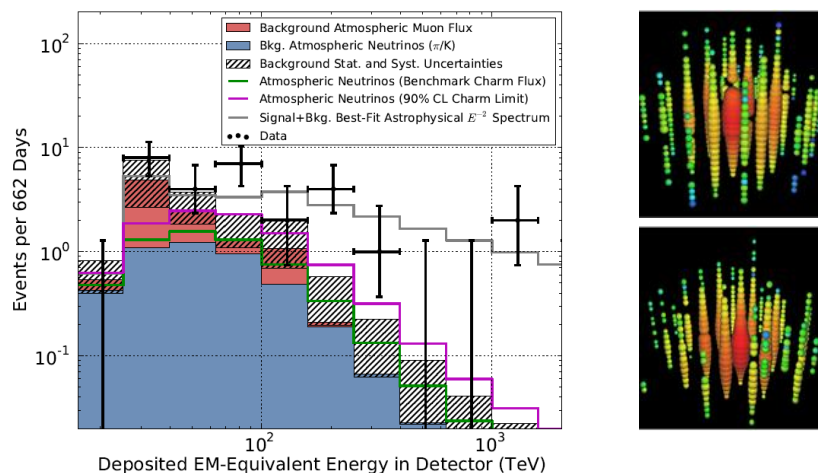


Figure 8 – *Left*: Distribution of the energy deposited by 27 events from the two-year HESE analysis. Backgrounds of atmospheric origin come from punch-through down-going muons and from atmospheric neutrinos. While the flux of neutrinos from  $\pi$  and K decays is well known (blue region), the neutrino flux from charm decays in the atmosphere is uncertain and dominates the uncertainty of all background sources (gray region with  $1\sigma$  uncertainties). The best-fit with an  $E_\nu^{-2}$  astrophysical spectrum is shown as gray line<sup>55</sup>. *Right*: Event displays of the two events dubbed “Bert” (top, August 2011, 1.04 PeV) and “Ernie” (bottom, January 2012, 1.14 PeV).

A  $> 5\sigma$  excess of high-energy cosmic neutrinos is also seen in the spectrum of secondary muons generated by neutrinos that have traversed the Earth, with a zenith angle less than 5 degrees above the horizon (“upward through-going muons”) <sup>56</sup>. It is this sample to which the muonic event with the highest energy deposition shown in Fig.7 belongs.

While both analyses (HESE and through-going muons) have reached a significance for a strong non-atmospheric contribution of more than  $5\sigma$ , the spectral indices of the astrophysical flux from both analyses are in tension, with a harder spectrum for the muon sample. To what an extent this difference emerges from the slightly different energy ranges of the two analyses, or from systematic effects related to the ice medium, has still to be resolved and requires independent scrutinisation by water neutrino telescopes of the cubic kilometer scale.

Naturally the question arose, how much of this diffuse flux can be related to our Galaxy. In the latest publication on this issue, ANTARES and IceCube jointly analysed their data to identify an excess from the Galactic Plane <sup>57</sup>. Such an excess is expected not only from individual sources but dominantly from cosmic ray interactions with Galactic gas and radiation fields. The resulting limits are shown in Fig. 9, left and are compared to the flux of the HESE and highest-energy  $\nu_\mu$  data. They exclude that more than 8.5% of the observed diffuse astrophysical flux come from the Galactic plane. This limit is already substantially constraining model predictions <sup>58</sup> (gray band). Note that for this analysis, the contribution from ANTARES dominates due to their better visibility of the central parts of the Galaxy.

Also the search for steady point sources remained unsuccessful until now. Figure 9, right shows sensitivities and upper limits from an IceCube Northern hemisphere search, using eight years of data with 497 000 upward muons. The impressive factor-2 improvement of the sensitivity by adding only one year is mainly due to improved reconstruction and analysis methods. From the year-2000 point source limits published with AMANDA <sup>59</sup> to these limits, the sensitivity has improved by a factor of  $\approx 2000$ .

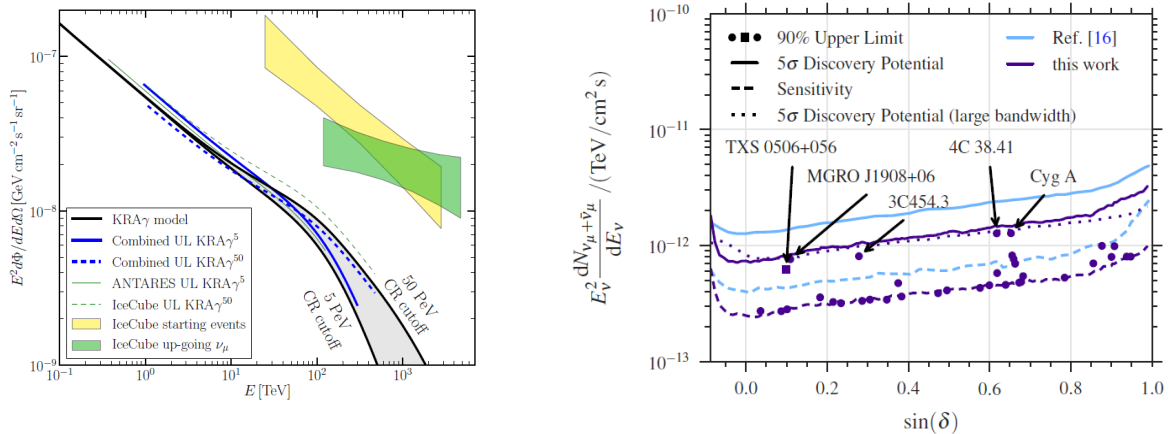


Figure 9 – *Left*: Combined upper limits at 90% confidence level (blue lines) on the three-flavor neutrino flux of the KRA $\gamma$  model <sup>58</sup> with 5 and 50 PeV cutoffs (black lines). The boxes represent the diffuse astrophysical neutrino fluxes measured by IceCube using an isotropic flux template with HESE events (yellow) and upgoing tracks (green) <sup>57</sup>. *Right*: Sensitivity (dashed) and 5 $\sigma$  discovery potential (solid) on the flux normalization for an  $E^{-2}$  source spectrum as function of the declination <sup>60</sup>. Results are for 8 years data. The progress due to better analysis methods and more statistics is demonstrated by comparison to the 7-year results (blue lines <sup>61</sup>) 90% C.L. Neyman upper limits on the flux normalization for sources in an *a priori* and monitored source list are shown as circles and squares, respectively.

From several model predictions one could conclude that an improved angular reconstruction and twice more data could bring us close to discovery. For blazars, however, this hope is downsized by various blazar stacking analyses, none of them yielding an excess in the directions of blazars. The most recent IceCube stacking analysis <sup>62</sup> indicates that only 4-6% of the observed diffuse astrophysical muon neutrino flux could come from typical blazars.

To improve the signal-to-background ratio one can search for transient signals, preferentially

in coincidence with an observation in electromagnetic waves. Examples are flares of Active Galactic Nuclei (AGN) or Gamma-Ray Bursts (GRB). Some models assume GRBs are the dominant source of the measured cosmic-ray flux at highest energies, either by neutron escape<sup>63</sup> or by escape of both neutrons and protons<sup>64</sup> from the relativistic fireball. All three collaborations – Baikal, ANTARES and IceCube – have searched for neutrinos in local and spatial coincidence with GRBs. The most recent IceCube limits<sup>65</sup> exclude even the more conservative of the two predictions<sup>64</sup> at more than 90% confidence level, greatly constraining the hypothesis that GRBs are significant producers of ultra-high energy cosmic rays in the prompt GRB phase.

The search for transient signals is also the rationale for follow-up observations in electromagnetic waves which are triggered by neutrino observations in IceCube or ANTARES. Eventually, a real-time alert issued by IceCube on September 22, 2017, led to the first coincident observation of a high-energy energy neutrino (290 TeV estimated neutrino energy) with electromagnetic information. Fermi and MAGIC were the first to confirm that a blazar named TXS 0506+056 was the likely source of the neutrino and that it was in an active state at the time of the alert<sup>66</sup>. IceCube examined its archival data in the direction of TXS 0606+056 and found an additional  $3.5\sigma$  evidence for a flare of thirteen neutrinos starting at the end of 2014 and lasting about four months<sup>67</sup>. These observations were communicated as “compelling evidence”, but certainly they do not mark yet a clear discovery. However, the next outbreak of a galaxy may be observed very soon – and possibly recorded not only by IceCube but also by neutrino telescopes just under construction, like KM3NeT in the Mediterranean Sea and GVD in Lake Baikal. Then, September 22, 2017 will likely be counted as the exciting start for a precise mapping of the neutrino sky.

I want to close this section with the display of two events which particularly impressively illustrate the long way its takes from an idea to observation.

35 years ago, V. Berezhinsky and A. Gazizov suggested<sup>68</sup>, that the “Glashow resonance”<sup>69</sup>  $\bar{\nu}_e e \rightarrow W$  would appear at  $E_{\bar{\nu}_e} = 6.3$  PeV for a neutrino interaction with an electron resting in the lab system. This is the only uncontroversial way to separate anti-neutrinos from neutrinos in large underwater detectors. The typical visible energy in such an event would be somewhat below 6 PeV. It was quite recently, that a first candidate for such an event has been observed<sup>70</sup>, see Fig. 10, left. The event is partially-contained, with a deposited energy of  $5.9 \pm 0.18$  PeV and with a possible hadronic character of the cascade. This (still preliminary) result may define the final pillar of an impressing bridge, with three and a half decade between the prediction and the observation of this very special signature!

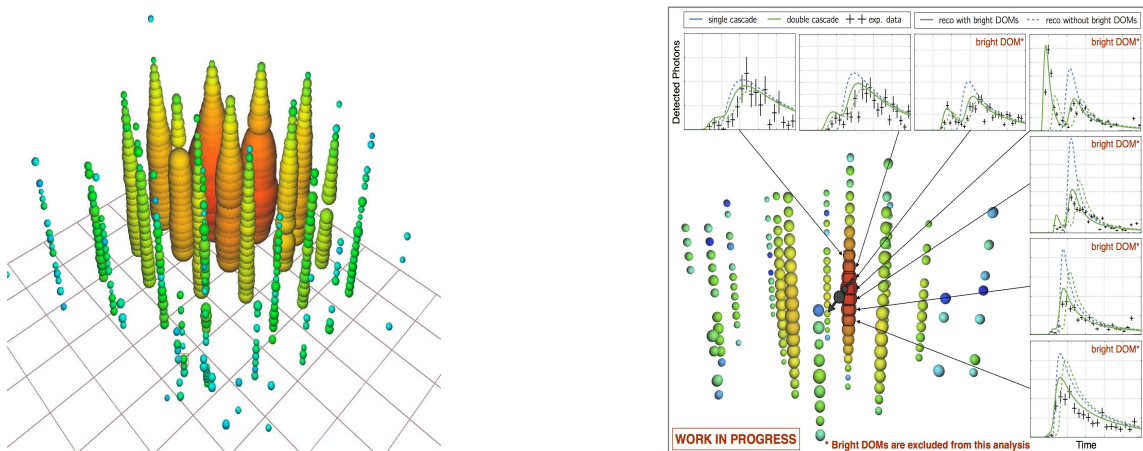


Figure 10 – *Left*: IceCube’s first candidate for a Glashow event, with a reconstructed energy of  $5.9 \pm 0.18$  PeV (statistical errors only). *Right*: The second of IceCube’s double-cascade candidates. The reconstructed cascade positions are indicated as gray circles, the direction with a gray arrow. The framing diagrams show the double-pulse form detected in some of the optical modules. Both results are still preliminary (status 2018).



The idea for the second event goes back to 1994, when J. Learned and S. Pakvasa suggested that an underwater neutrino detector could prove the existence of the  $\nu_\tau$  and measure its mixing with other flavors<sup>71</sup>. Charged current  $\nu_\tau$  events would produce a double cascade. At a few PeV the two “bangs” (one for the primary interaction, the other from the  $\tau$  decay) would be separated by roughly 100 m and connected only by the minimum ionizing  $\tau$  track. This is the possible signature of two events found in the data samples of 2012 and 2014. Figure 10, right shows the second of these events. The reconstructed energies of the first and the second cascade are 9 TeV and 80 TeV, respectively, and their distance is 17 meters<sup>72</sup>.

## 10 Concluding remarks

From the first ideas on detecting high-energy cosmic neutrinos to their actual detection it took slightly more than half a century, from 1960 to 2013. The technological challenges turned out to be tremendous. From the first ideas to build a cubic kilometer detector (DUMAND, 1973-78) to the completion of IceCube in 2010 it took about 35 years. The first atmospheric underwater/ice neutrinos have been identified in Lake Baikal and AMANDA in the mid 1990s. The first literal successor of DUMAND, the *deep-sea* detector ANTARES, was completed in 2008. Both ANTARES and IceCube are presently running and take high-quality data.

The flux predictions over that period went from “unknown” to “high” and then, steadily, to something which one could call “desperately low”. Five years after the detection of cosmic neutrinos, we have learned a lot about their spectrum and flavor composition. We have learned that typical blazar jets and GRBs can contribute only a small fraction to the observed astrophysical neutrino flux (which does not exclude that a sub-class of blazars and GRBs, even not labeled as such, might do the job). No individual steady sources have been detected yet. The non-observation of neutrinos coinciding with GRBs strongly constrains models which attribute the highest-energy cosmic rays to GRBs. Instead, evidence for a possible first transient neutrino source, the blazar TXS 0506+056 has been obtained. No neutrinos have been observed that could be attributed to the GZK effect<sup>5</sup>, but the non-observation starts constraining evolution scenarios for ultra-high energy cosmic rays sources. The detection of neutrinos from GZK interaction will likely have to wait for much larger detectors which use radio or acoustic detection technologies (which are not addressed in this review).

The next important steps are being done at the Northern hemisphere: The Gigaton Volume Detector in Lake Baikal (Baikal-GVD)<sup>73</sup> and KM3NeT in the Mediterranean Sea<sup>74</sup>. At the time of writing this paper, Baikal-GVD comprises three of the eight clusters of its Phase 1. This phase with about 0.4 km<sup>3</sup> effective volume is planned to be completed in 2021. KM3NeT is developing along two paths, its high-energy incarnation ARCA, close to Sicily, and the low-energy array ORCA close to Toulon. ARCA is primarily devoted to high-energy neutrino astronomy, ORCA to oscillation physics. In a first phase, ARCA is planned to consist of two blocks of 0.6 km<sup>3</sup>. At the same time the IceCube collaboration, on its way towards a 6-10 km<sup>3</sup> 2<sup>nd</sup> generation detector (IceCube-Gen2) is working on a moderate upgrade (IceCube-upgrade) which will help a better understanding of the existing detector and allow testing technologies for IceCube-Gen2. In less than a decade we very likely will have a few kilometers of instrumented water/ice both at the Northern and the Southern hemisphere. Under the umbrella of the Global Neutrino Network GNN<sup>76</sup>, the various collaborations are presently closely cooperating, and these links will tighten in the future.

We have made more than a factor-of-thousand step in sensitivity compared to the beginning of the century. This is far more than the traditional factor of ten which so often led to the discovery of new phenomena<sup>77</sup>. In our case, the first firm discovery has been made with the detection of a diffuse cosmic neutrino flux. I am convinced that the next step will deliver the long-thought individual sources and allows mapping the high-energy sky. But this is future, not history ...

**Acknowledgements** I thank Michel Cribier, Jacques Dumarchez and Daniel Vignaud for organizing this impressive conference and J. Brunner, F. Halzen and U. Katz for helpful remarks on the manuscript.

## References

1. C. Spiering, *Towards High-Energy Neutrino Astronomy. A Historical Review*, Eur.Phys.J. H37 (2012) 515. The present paper is a shortened & updated version of the EPJ review.
2. K. Greisen, *Cosmic Ray Showers*, Ann. Rev. Nucl. Part. Sci. 10 (1960) 63.
3. F. Reines, *Neutrino Interactions*, Ann. Rev. Nucl. Part. Sci. 10 (1960) 1.
4. M.A. Markov, *On high energy neutrino physics*, Proc. 10th ICHEP, Rochester (1960) 578.
5. V. Berezhinsky and G. Zatsepin, *Cosmic rays at ultrahigh-energies (neutrino?)*, Phys. Lett. B28 (1969) 423.
6. G. Zatsepin and V. Kuzmin, *Neutrino production in the atmosphere*, JETP 41 (1961) 385.
7. R. Cowsik et al., *Flux of atmospheric neutrinos of different types at sea level and cosmic ray neutrino experiments*, Proc. Int. Cosmic Ray Conf. 6 (1963) 211.
8. J. Osborne, S. Said and A. Wolfendale, *The energy spectra of cosmic ray neutrinos at ground level in the range 1-1000 GeV*, Proc. Phys. Soc. 86 (1965) 93.
9. I. Zheleznykh, *Early years of high-energy neutrino physics in cosmic rays and neutrino astronomy*, Int. J. Mod. Phys. A21S1 (2006) 1.
10. A. Roberts, *The birth of high-energy neutrino astronomy: A personal history of the DUMAND project*, Rev. Mod. Phys. 64 (1992) 259.
11. P. Kotzer (ed.), *DUMAND-75, Proc. 1975 Summer DUMAND Study*, Western Washington State College, Bellingham, WA, 1976.
12. A. Roberts (ed.), *DUMAND-76, Proc. 1976 Summer DUMAND Workshop*, University of Hawaii, Honolulu, HI, 1977.
13. A. Roberts and G. Wilkins (eds.), *DUMAND-78, Proc. 1978 Summer DUMAND Study*.
14. DUMAND Coll., P. Bosetti et al., *DUMAND II: Proposal to construct a deep-ocean laboratory for the study of high energy neutrino astrophysics and particle physics*, Tech. Rep. HDC-2-88, Hawaii DUMAND Center, University of Hawaii (1988).
15. J. Learned (ed.), *DUMAND-1979. Proc. Khabarovsk and Lake Baikal Summer Workshops*.
16. V. Berezhinsky, *High energy neutrino astronomy*, Proc. Int. Workshop on Neutrino Telescopes Venice (1990) 125.
17. DUMAND Coll., E. Babson et al., *Cosmic ray muons in the deep ocean*, Phys. Rev. D 42 (1990) 3613.
18. Baikal Coll., L.B. Bezrukov et al., *Progress Report on Lake Baikal Neutrino experiment: site studies and stationary string*, Proc. XI. Conf. on Neutrino Physics and Astrophysics, Nordkirchen, Germany (1984) 550.
19. Baikal Coll., G.V. Domogatsky et al., *Present status of Baikal deep underwater experiment* Proc. XII. Conf. on Neutrino Physics and Astrophysics, Sendai, Japan (1986) 737.
20. Baikal Coll., R. Bagduev et al., *The optical module of the Baikal deep underwater telescope* Nucl. Inst. Meth. A 420 (1999) 138.
21. Baikal Coll., I. Sokalski and C. Spiering (eds.), *The Baikal Neutrino Telescope NT-200*, Tech. Rep. Baikal-92-03, DESY/INR (1992).
22. Baikal Coll., R.V. Balkanov et al., *Reconstruction of atmospheric neutrinos with the Baikal neutrino telescope NT-96*, Astropart. Phys. 12 (1999) 75.
23. Baikal Coll., V. Aynutdinov et al., *Search for a diffuse flux of high-energy extraterrestrial neutrinos with the NT200 neutrino telescope*, Astropart. Phys. 25 (2006) 140.
24. E. Bellotti and M. Laveder, *High Energy Neutrino Detectors*, Proc. 5th Int. Workshop on Neutrino Telescopes, Venice (1993) 275.
25. V. Aynutdinov, A. Petrukhin, G. Potapov, V. Shutenko and I. Yashin, *Neutrino water detector on the earth's surface (NEVOD)*, Bull. Russ. Acad. Sci. Phys. 58 (1994) 2071.

26. F. Halzen, *Ice fishing for neutrinos* (1995), available from: <http://icecube.berkeley.edu/amanda/ice-fishing.html>.
27. F. Halzen, *Antarctic Dreams* (1998), available from: <http://www.exploratorium.edu/origins/antarctica/tools/dreams1.html>
28. F. Halzen and J.G. Learned, *High Energy Neutrino Detection in Deep Polar Ice*, Proc. 5th Int. Symp. on Very High-Energy Cosmic-Ray Interactions, Lodz, Poland (1988).
29. D. Lowder et al., *Observation of muons using the polar ice cap as Cherenkov detector*, Nature 353 (1991) 331.
30. AMANDA Coll., P. Askebjerg et al., *Optical properties of the South Pole ice at depths between 0.8 km and 1 km*, Science 267 (1995) 1147.
31. AMANDA Coll., M. Ackermann et al., *Optical properties of deep glacial ice at the South Pole*, Journ. Geophys. Res. 111 (2006) D13203.
32. AMANDA Coll., J. Ahrens et al., *Muon track reconstruction and data selection techniques in AMANDA*, Nucl. Inst. Meth. A 524 (2004) 169.
33. M. Ackermann, *Searches for signals from cosmic point-like sources of high energy neutrinos in 5 years of AMANDA-II data*, Ph.D. thesis, Humboldt University Berlin (2006).
34. A. Reimer, M. Böttcher and S. Postnikov, *Neutrino emission in the hadronic synchrotron mirror model: the “orphan” TeV flare from 1ES 1959+650*, Astrophys. J. 630 (2005) 186.
35. F. Halzen and D. Hooper, *High-energy neutrinos from the TeV blazar 1ES 1959+650*, Astropart. Phys. 23 (2005) 537.
36. F. Halzen, *The Case for a Kilometer-Scale High Energy Neutrino Detector*, Nucl. Phys. Proc. Suppl. 38 (1995) 472.
37. G. Hill, *Detecting Neutrinos from AGN: New Fluxes and Cross Sections*, Astropart. Phys. 6 (1997) 215.
38. V. Berezhinsky and A. Smirnov, *Cosmic Neutrinos of Ultra-High Energies and Detection Possibility*, Astrophys. Space Sci. 32 (1975) 461.
39. E. Waxman and J. Bahcall, *High-energy neutrinos from astrophysical sources: An upper bound*, Phys. Rev. D 59 (1999) 023002.
40. K. Mannheim, R. Protheroe and J. Rachen, *On the cosmic ray bound for models of extragalactic neutrino production*, Phys. Rev. D 63 (2001) 023003.
41. C. Hettlage and K. Mannheim, *High Energy Neutrino Fluxes from Cosmic Accelerators*, arXiv:astro-ph/0103499.
42. A.O. Deneyko et al., *The tests of a prototype of an autonomous module of deep underwater neutrino telescope during October-December of 1989*, Proc. 3rd Int. Workshop on Neutrino Telescopes, Venice (1991) 407.
43. NESTOR Coll., L.K. Resvanis et al., *NESTOR: A neutrino particle astrophysics underwater laboratory for the Mediterranean*, Nucl. Phys. Proc. Suppl. 35 (1994) 294.
44. NESTOR Coll., G. Aggouras et al., *Operation and performance of the NESTOR test detector*, Nucl. Inst. Meth. A 552 (2005) 420.
45. ANTARES Coll., E. Aslanides et al., *A deep sea telescope for high-energy neutrinos*, arXiv:astro-ph/9907432.
46. ANTARES homepage: <http://antares.in2p3.fr>.
47. ANTARES Coll., M. Ageron et al., *Studies of a full-scale mechanical prototype line for the ANTARES neutrino telescope and tests of a prototype instrument for deep-sea acoustic measurements*, Nucl. Inst. Meth. A 581 (2007) 695.
48. ANTARES Coll., M. Ageron et al., *ANTARES: The first undersea neutrino telescope*, Nucl. Inst. Meth. A 656 (2011) 11.
49. NEMO Coll., A. Capone et al., *Recent results and perspectives of the NEMO project*, Nucl. Inst. Meth. A 602 (2009) 47.
50. A. Albert et al. (ANTARES collaboration), *First all-flavour Neutrino Point-like Source Search with the ANTARES Neutrino Telescope*, Phys. Rev. D 96 (2017) 082001.

51. IceCube homepage: <http://www.icecube.wisc.edu/>.
52. IceCube Coll., J. Ahrens et al., *Sensitivity of the IceCube Detector to Astrophysical Sources of High Energy Muon Neutrinos*, *Astropart. Phys.* 20 (2004) 507.
53. IceCube Coll., R. Abbasi et al., *IceCube Sensitivity for Low-Energy Neutrinos from Nearby Supernovae*, *Astron. & Astrophys.* 535 (2011) A109.
54. P. Lipari, *Perspectives of High Energy Neutrino Astronomy*, *Nucl. Inst. Meth.* A567 (2006) 405.
55. IceCube Collaboration, *Evidence for High-Energy Extraterrestrial Neutrinos at the IceCube Detector*, *Science* 342 (2013) 1242856.
56. M. Aartsen et al. (IceCube Coll.), *Searching for point-like sources with seven years of IceCube data*, *Astrophys. J.* 833 (2016) 3.
57. A. Albert et al. (ANTARES and IceCube collaborations) *Joint constraints on Galactic diffuse neutrino emission from ANTARES and IceCube*, *Astrophys. J.* 868 (2018) L20.
58. D. Gaggero, D. Grasso, A. Marinelli, A. Urbano and M. Valli, *The gamma-ray and neutrino sky: A consistent picture of Fermi-LAT, Milagro, and IceCube results* *Astrophys. J. Lett.* 815 (2015) L25.
59. J. Ahrens et al. (AMANDA Coll.), *Search for Point Sources of High Energy Neutrinos with AMANDA*, *Astrophys. Journ.* 583 (2003) 1040.
60. M. Aartsen et al. (IceCube Coll.), *Search for steady point-like sources in the astrophysical muon neutrino flux with 8 years of IceCube data*, arXiv:1811.07979.
61. M. Aartsen et al. (IceCube Coll.), *All-sky search for time-integrated neutrino emission from astrophysical sources with 7 years of IceCube data*, *Astrophys. J.* 835 (2017) 151.
62. M. Huber and K. Krings for the IceCube Coll., *Results of IceCube searches for neutrinos from blazars using seven years of through-going muon data*, *PoS (ICRC2017) 994*, arXiv:1710.01179.
63. M. Ahlers, M. Gonzalez-Garcia and F. Halzen, *GRBs on probation: testing the UHE CR paradigm with IceCube*, *Astropart. Phys.* 35 (2011) 87.
64. E. Waxman and J. Bahcall, *High Energy Neutrinos from Cosmological Gamma-Ray Burst Fireballs*, *Phys. Rev. Lett.* 78 (1997) 2292.
65. M. Aartsen et al. (IceCube Coll.) *Extending the search for muon neutrinos coincident with gamma-ray bursts in IceCube data*, *Astrophys. Journal* 843 (2017) 112.
66. IceCube collaboration, Fermi-LAT, MAGIC and 14 other collaborations, *Multimessenger observations of a flaring blazar coincident with high-energy neutrino IceCube-170922A*, *Science* 361 (2018) eaat1378.
67. M. Aartsen et al. (IceCube Coll.), *Neutrino emission from the direction of the blazar TXS 0506+056 prior to the IceCube-170922A alert*, *Science* 316 (2018) 147.
68. V. Berezhinsky and A. Gazizov, *Cosmic neutrino and the possibility of searching for  $W$  bosons with masses 30-100 GeV in underwater experiments*, *JETP Lett.* 25 (1977) 254.
69. S. Glashow, *Resonant Scattering of Antineutrinos*, *Phys. Rev.* 118 (1960) 316.
70. L. Lu for the IceCube Coll., *Multi-flavor PeV neutrino search with IceCube*, *PoS (ICRC2017) 1002*, arXiv:1710.01191, and I. Taboada, talk at Neutrino-2018.
71. J. Learned and S. Pakvasa, *Detecting Nutau Oscillations at PeV Energies*, Preprint DUMAND-3-94, arXiv:hep-ph/9405296.
72. J. Stachurska for the IceCube Coll., *New measurement of the flavor composition of high-energy neutrino events with contained vertices in IceCube*, Poster at Neutrino 2018, doi:10.5281/zenodo.1301121.
73. <https://baikalgvd.jinr.ru/>
74. <http://www.km3net.org/>
75. M.G. Aartsen et al. (IceCube-Coll.) *IceCube-Gen2: A Vision for the Future of Neutrino Astronomy in Antarctica*, arXiv:1412.5106.
76. <http://www.globalneutrino.org>
77. M. Harwit, *Cosmic Discovery*, Basic Books Inc., New York, 1981.